

Patient: Schiffer, Mark

TLC Laser Eye Center- Manhattan

# OD/OS Compare Display

48.0  
47.5  
47.0  
46.5  
46.0  
45.5  
45.0  
44.5  
44.0  
43.5  
43.0  
42.5

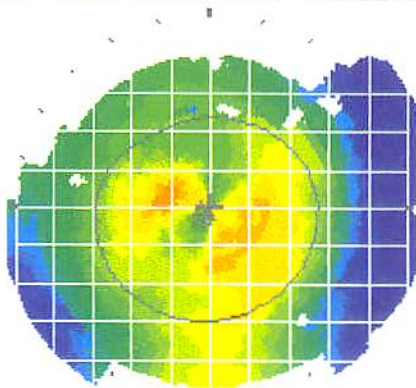
Power: 45.1 D  
( 7.48 mm)  
From vertex:  
Dist 0.00 mm  
S-merid 0°

SimK Values:  
45.87D @180  
45.25D @90

**OD**

10/6/00  
10:03 AM

Diopter



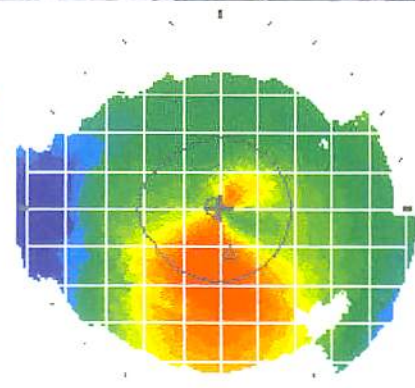
Axial Map

Power: 48.4 D  
( 6.97 mm)  
From vertex:  
Dist 0.00 mm  
S-merid 0°

SimK Values:  
48.75D @76  
46.50D @166

**OS**

10/6/00  
10:03 AM



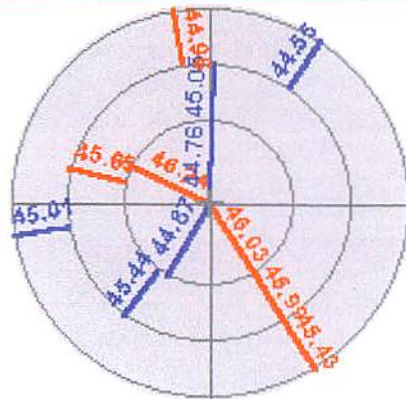
Axial Map

52.5  
51.5  
50.5  
49.5  
48.5  
47.5  
46.5  
45.5  
44.5  
43.5  
42.5  
41.5

Diopter

Simulated  
K Values  
45.87D @180  
45.25D @90

Astigmatism  
0.62D



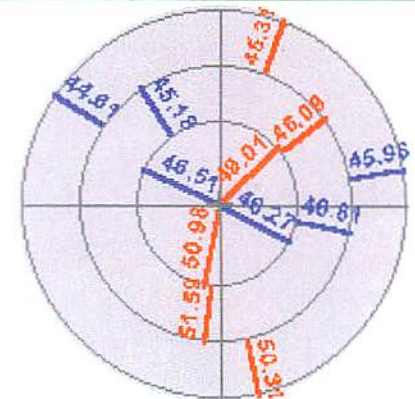
Keratometry View

**OD**

10/6/00  
10:03 AM

Simulated  
K Values  
48.75D @76  
46.50D @166

Astigmatism  
2.25D



Keratometry View

**OS**

10/6/00  
10:03 AM

Options

ATLAS Version A10.1 Autosize

Extrapolated 1 mm

**Humphrey**  
SYSTEMS